

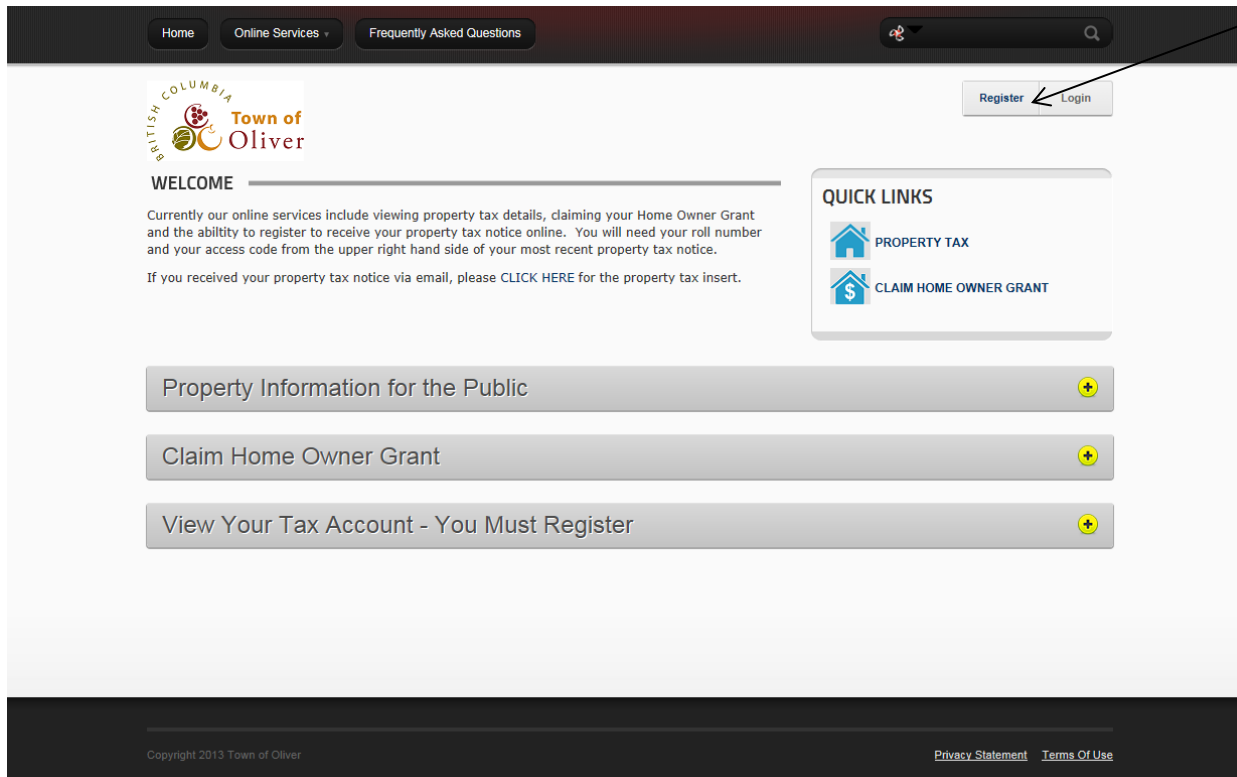
How to Register for Online Services:

www.Oliver.ca

1. On the Town of Oliver homepage choose the Online Services tab.



2. The home page for Online Services will display. Choose register from the top right side of the page.



3. The registration page will display. Complete all fields on the screen choosing your user name, password, display name and email address. (It is a good idea to choose your name as your user name). Once complete click register at bottom left of page.

Home Online Services Frequently Asked Questions

Register Login

Town of Oliver > Home

***Note:** Membership to this website is Public. Once your account information has been submitted, you will be immediately granted access to the website environment. All fields marked with a red arrow are required. - (Note: - Registration may take several seconds. Once you click the Register button please wait until the system responds.)

Indicates required fields


User Name:

Password:

Confirm Password:

Display Name:

Email Address:

Security Code: I'm not a robot  reCAPTCHA Privacy - Terms

Register Cancel

You may choose a user name and a display name. They can both be the same or you may choose a different name for each. The user name will be the name you use to log in. The display name will be the name displayed when you are logged into Online Services.

4. Once registered the Online Services home page will reappear with your display name in the upper right corner. Click your user name.

Home Online Services Frequently Asked Questions

BRITISH COLUMBIA
Town of
Oliver

WELCOME

Currently our online services include viewing property tax details, claiming your **Home Owner Grant** and the ability to register to receive your property tax notice online. You will need your roll number and your access code from the upper right hand side of your most recent property tax notice.

If you received your property tax notice via email, please [CLICK HERE](#) for the property tax insert.

QUICK LINKS

- PROPERTY TAX
- CLAIM HOME OWNER GRANT

Property Information for the Public

Claim Home Owner Grant

View Your Tax Account - You Must Register

Copyright 2013 Town of Oliver

[Privacy Statement](#) [Terms Of Use](#)

5. The account management screen will display. Click on property taxes in the drop down box under Need to Add an Account?

BRITISH COLUMBIA
Town of Oliver

YOU ARE HERE: Activity Feed

ACCOUNT MANAGEMENT

Hi TT2016

Click on a row to access one of your existing accounts.

Module	Account Code	Name	Linked
No data available in table			

Showing 0 to 0 of 0 entries

Need to Add an Account?

Select Account Type

TT2016

Edit Profile
My Account

6. The jurisdiction field will automatically default to the Town of Oliver. Enter the roll number as the 8 digits after the 555 account number (including the decimal) and your access code from your most recent property tax notice

Accounts				
Show 25 entries		Search: <input type="text"/> <input type="button" value="Print"/>		
Module	Account Code	Name	Linked	
No data available in table				
Showing 0 to 0 of 0 entries				
		First Previous Next Last		

Need to Add an Account?

PT-Property Taxes

Add PT Account

Enter your Property Tax Roll # & Access PIN #

Jurisdiction: 555-TOWN OF OLIVER

Roll: 00604.000

Access Code / Pin: ●●●●

Please Notify me by Email that my Property Tax Notice is Ready:


I will View my Property Tax Notice Online:

Attach a PDF Copy of the Property Tax Notice to the Email:

Email Address: h.wilson@oliver.ca

Cancel

Save



TT2016

In order to view or receive your tax notice in PDF you must click the notify box.

You have the option of viewing your tax notice online or attaching a PDF of the notice to an email. Tick the appropriate box (you cannot choose both). The email address defaults to the address that you used to register the account.

Note – you do not have to choose any options to view or receive your notice if you just wish to register. When complete click save. If you receive a message to enter a valid account number and access PIN log out and log back in and click your name the account will appear as in #7 below.

7. Once the account has been added, click on your name again and the account management screen displays again showing the added property tax account.

Home Online Services How Do I...

BRITISH COLUMBIA
Town of Oliver

YOU ARE HERE: Activity Feed

ACCOUNT MANAGEMENT

PT-Property Taxes Add New Account

Accounts

Show 10 entries Search: Print

Edit	Module	Account Code	Name	Linked
	PT-Property Taxes	555-00044.000	TOWN OF OLIVER	Linked

Showing 1 to 1 of 1 entries First Previous Next Last

Version: B2_REL - 2015.03.09.1157

Town of Oliver

Edit Profile My Account

8. If you have more than one property tax account, you can add another account by clicking add new account and entering the new property tax account information.

You may now view your property tax details by clicking on the Online Services button located above the Town of Oliver logo and selecting the property tax button from the drop down menu.

If there are more than one owner on a property all owners can register with the same access code, however you cannot use the same user name.

PROPERTY TAX

Account Name 555.00044.000

Search **My Property Info** Bill Summary Transactions Home Owner Grant

Property Information

Jur Number : 555
Roll Number : 00044.000
Property ID : 010-986-146
Address : 6173 Kootenay St
Postal Code :

Property Description

LT	3
PL	KAP2660
DISTRICT LOT	2450S
LAND DISTRICT	54
MANUAL CLASS CODE	C341
PERCENTAGE DEVIATION	00
NEIGHBORHOOD CODE	666
LAND USE	50
ACTUAL USE	600
Regional District	21
LOT SIZE KEY	3
LOT SIZE	0.126

9. You will receive a notification that you have registered for Online Services. You may change your options on your account at any time.

Click log out to leave your Online Services account. If any questions please contact the Finance Department at finance@oliver.ca or 250-485-6200.